

# Replacement Management Module Instructions

## *for the ProCurve Series zl Switches Management Modules*

---

The switch does not have to be powered off, however when the management module is removed all ports will lose communication. ProCurve Networking recommends replacing the Management module, flash disk or battery (on the Management module) during scheduled down time.

1. On the module unscrew the retaining screws enough to disconnect them from the threaded holes in the switch.
2. Using the extractor handles, pull the module out from the slot.
3. Remove the flash disk from the failed module and install it into the replacement module.
4. Remove the battery from the failed module and dispose of properly.
5. Install the new battery that came with the replacement module into the replacement module.
6. Install the replacement module into the switch.
7. Use an equal amount of pressure and push both extractor handles closed to completely seat the module.
8. Tighten the retaining screws.


For a copy of the *ProCurve Switch zl Modules Installation Guide*, access the ProCurve Web site at [www.procurve.com](http://www.procurve.com). To display the list of downloadable manuals, click on the following links:

### Technical support

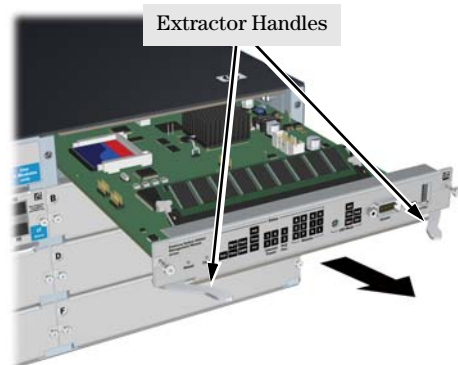
#### Product manuals (all)

ProCurve Switch 5400zl or 8200zl Series.

---

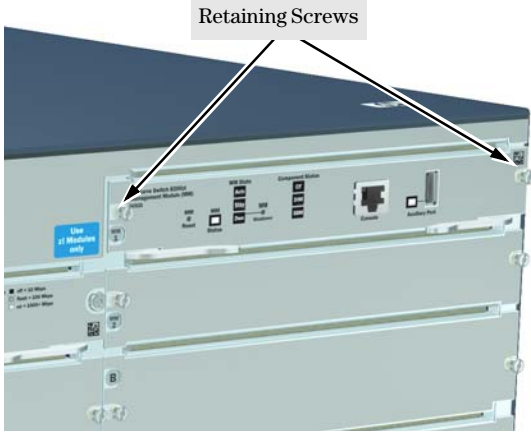


**Figure 1. 5406zl Management Module**

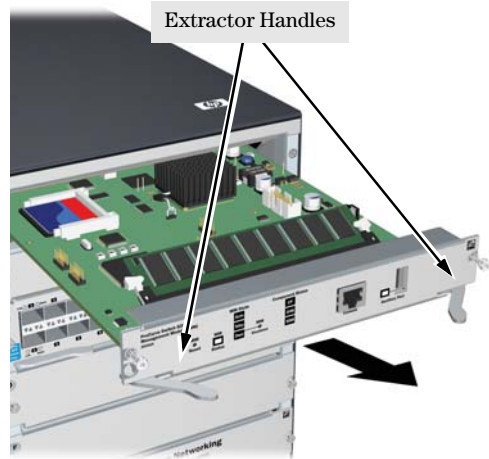


**Figure 2. Removing the Management Module**

---



**Figure 3. 8212zl Management Module**



**Figure 4. Removing the Management Module**

© Copyright 2007 Hewlett-Packard Development Company, LP. All rights reserved. The information contained herein is subject to change without notice.

This document contains proprietary information, which is protected by copyright. No part of this document may be photocopied, reproduced, or translated into another language without the prior written consent of Hewlett-Packard.

Technical information in this document is subject to change without notice.



Part Number: 5991-8552  
August 2007  
Printed in Singapore

